

EVERY WHICH WAY
*Unlimited Design,
Unlimited Freedom*

READY-TO-ASSEMBLE
WOODEN PERGOLA KITS - 2026 - I

CLASSIC - 9x9/14x14

in every way



Spaces Shaped by Your Imagination ...

Design a vast variety of outdoor living areas limited only by your imagination with our CLASSIC PERGOLA BRACKET system! Expand to any dimension you desire and customize it to reflect your personal style.

Roofing & Top Coverage Options

- Jute shades
- Densely slatted wooden beams
- Inter-beam (*under/over*) wooden shading
- Retractable shade or rain covers
- Lightweight roofing for rain protection
- Custom combinations of various solutions

Side Enclosures & Privacy Aesthetic and functional solutions for the sides of your pergola:

- Tulle, jute, and fabric curtains
- Zip screen systems
- Vinyl coverings
- Wooden privacy screens
- Decorative claddings
- Key Features
- Modular, durable, and flexible design
- Integrated solutions for both shade and privacy
- Elegant application for both indoor and outdoor spaces.

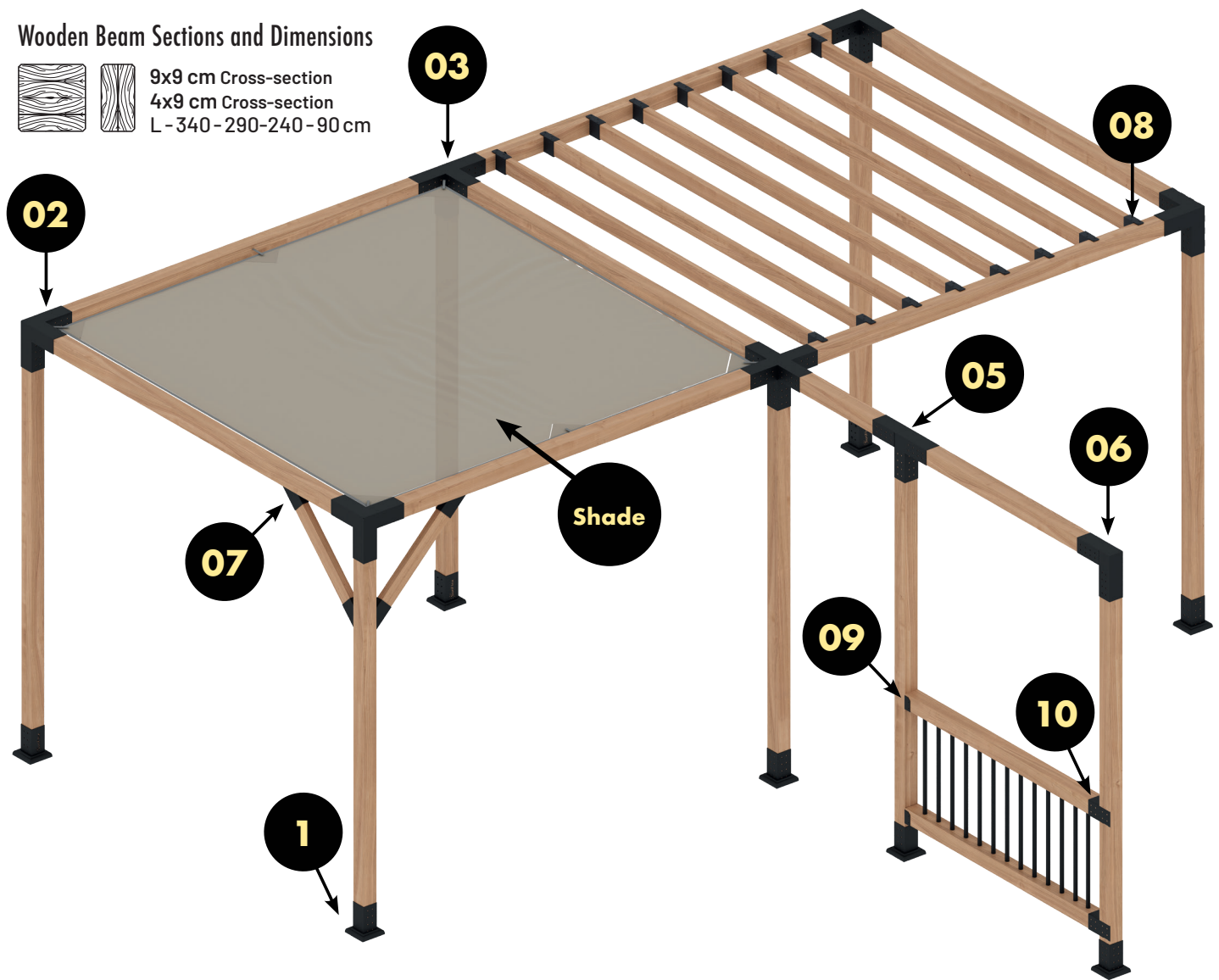
CLASSIC - 9x9/14x14

in every way

Wooden Beam Sections and Dimensions



9x9 cm Cross-section
4x9 cm Cross-section
L - 340 - 290 - 240 - 90 cm



01 9x9 K1 09 Uniflex
01 14x14 K1 14 Uniflex
Floor and Wall Connection



02 K3 09 Triflex
02 K3 14 Triflex
3-arm Angle Beam Connector



03 K4 09 Tetraflex
03 K4 14 Tetraflex
4-Arm Edge Center Connector



04 K5 09 Pentaflex
04 K5 14 Pentaflex
5-Arm Center Link

05 KT 09 Tflex
05 KT 14 Tflex
3-arm Edge Center Connector

06 K2 09 Lflex
06 K2 14 Lflex
2-arm Corner Connector

07 KP 49 45 flex
07 KP 44 45 flex
Strut Mounting

07 KP 49 49 flex
07 KP 44 45 flex
Strut Mounting

08 KC 49 Colflex
08 KC 44 Colflex
Cross Beam Connection

08 KC 09 Colflex
08 KC 14 Colflex
Cross Beam Connection

09 KS 49 Soflex
09 KS 44 Soflex
Cross Beam Connection

09 KS 09 Soflex
09 KS 14 Soflex
Cross Beam Connection

10 KX 09 Xflex
10 KX 14 Xflex
4-Pole Middle Connection

ROOF 7 - 9x9/14x

in every way



Protect Your Vehicle, Experience Elegance...

7 DEGREE ANGLED PERGOLA & PARKING SYSTEMS

Aesthetic and Functional Design. Our 7° inclined pergola system is located close to the building wall. or in cases where connection to the wall is required, the upper floors will not be disturbed. It can be used without.

It offers ideal solutions especially in hot climates with little rainfall. Perfect Parking Solution Elegant, durable and cost-effective with Sunflex 7° angle brackets. You can create parking areas.

- **Vehicle protection:** Protects from sun in summer and rain in winter.
- **Quick installation:** It is ready in a short time.
- **Flexible use:** Unlimited vehicle capacity with side-by-side or front-to-back layout.
- **Cost Effective:** Economical and long-lasting solution.

WHY ROOF 7

- Stylish and modern appearance
- Durable and long-lasting structure
- Affordable, practical solution
- Safe protection for your vehicles


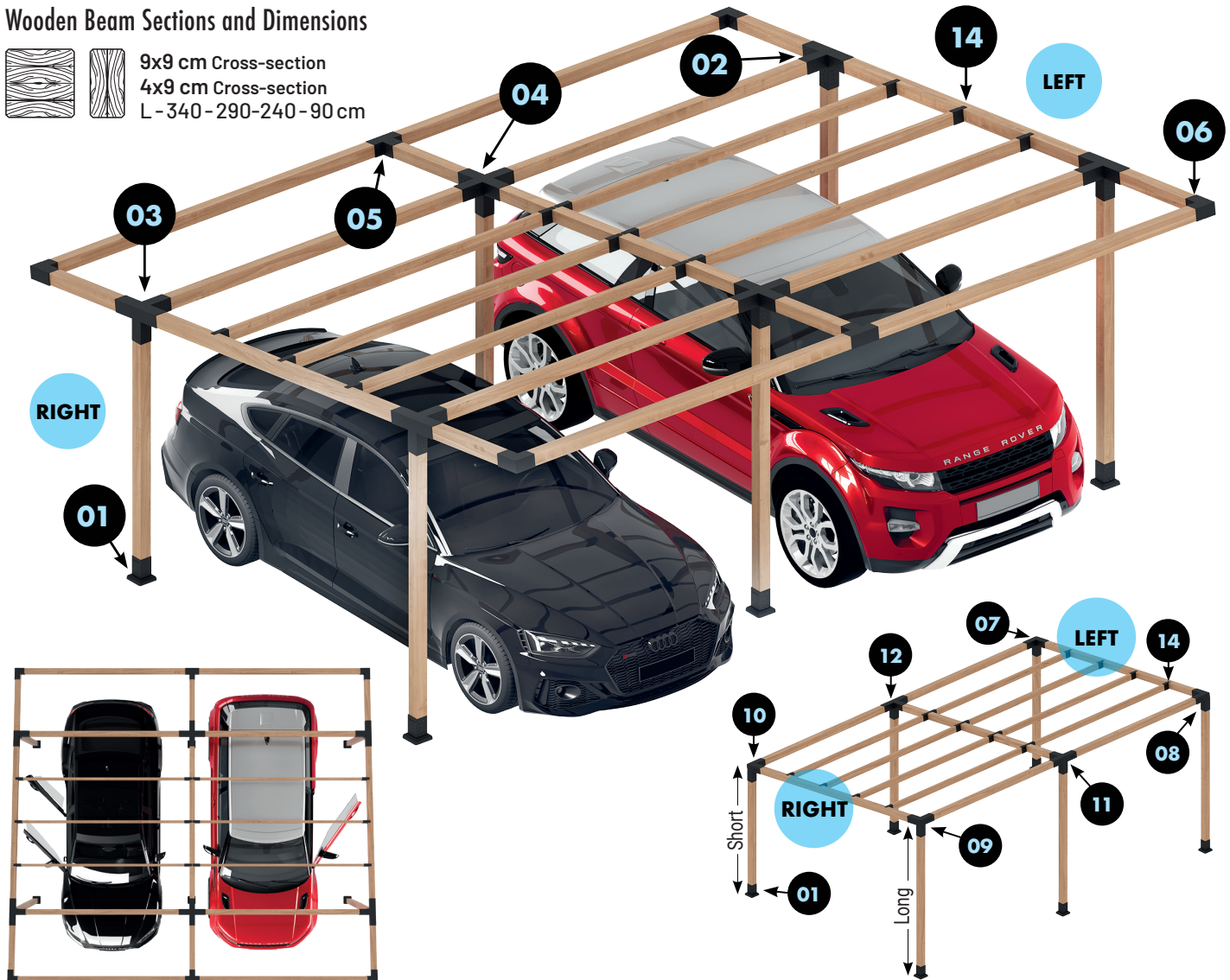
ROOF 7 - 9x9/14x14

in every way

Wooden Beam Sections and Dimensions



9x9 cm Cross-section
4x9 cm Cross-section
L - 340-290-240-90 cm



01 9x9 K1 09 Uniflex
01 14x14 K1 14 Uniflex

Floor and Wall Connection




02 R4 07LSL 09 Tetraflex
02 R4 07LSL 14 Tetraflex

4-Arm Left Side Mid-Foot Beam Connection



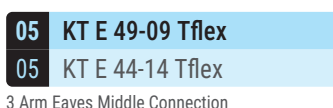
03 R4 07LSR 09 Tetraflex
03 R4 07LSR 14 Tetraflex

4-Arm Right Side Mid-Foot Beam Connection



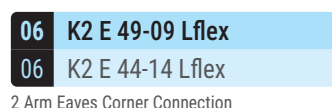
04 R5 07LSO 09 Pentaflex
04 R5 07LSO 14 Pentaflex

5-Arm Middle Link



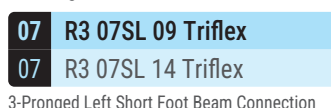
05 KT E 49-09 Triflex
05 KT E 44-14 Triflex

3-Arm Eaves Middle Connection



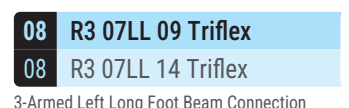
06 K2 E 49-09 Lflex
06 K2 E 44-14 Lflex

2-Arm Eaves Corner Connection



07 R3 07SL 09 Triflex
07 R3 07SL 14 Triflex

3-Pronged Left Short Foot Beam Connection



08 R3 07LL 09 Triflex
08 R3 07LL 14 Triflex

3-Armed Left Long Foot Beam Connection



09 R3 07LR 09 Triflex
09 R3 07LR 14 Triflex

3-Armed Right Long Foot Beam Connection



10 R3 07SR 09 Triflex
10 R3 07SR 14 Triflex

3-Armed Right Short Foot Beam Connection



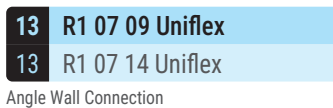
11 R4 07LO 09 Tetraflex
11 R4 07LO 14 Tetraflex

4-Legged Long Edge Centre Foot Beam Connec.



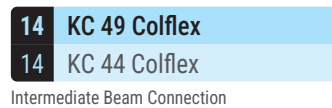
12 R4 07SO 09 Tetraflex
12 R4 07SO 14 Tetraflex

4-Legged Short Edge Centre Foot Beam Connec.



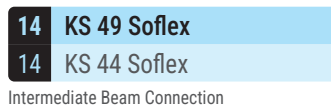
13 R1 07 09 Uniflex
13 R1 07 14 Uniflex

Angle Wall Connection



14 KC 49 Colflex
14 KC 44 Colflex

Intermediate Beam Connection



14 KS 49 Soflex
14 KS 44 Soflex

Intermediate Beam Connection



A roof that inspires confidence with its aesthetics and durability...

20° ANGLED & EAVED PERGOLA SYSTEMS

Building a self-supporting, open-roofed pergola is now very easy! With Sunflex 20° angled pergola brackets, you can design aesthetically pleasing and functional pergolas in climates without heavy snow loads.

The Flexible Design

20° bracket system, with its eave brackets, allows you to create pergola eaves of any desired width. Intermediate

beams ending at the main beams are easily and securely connected using open beam connection brackets.

Advantages

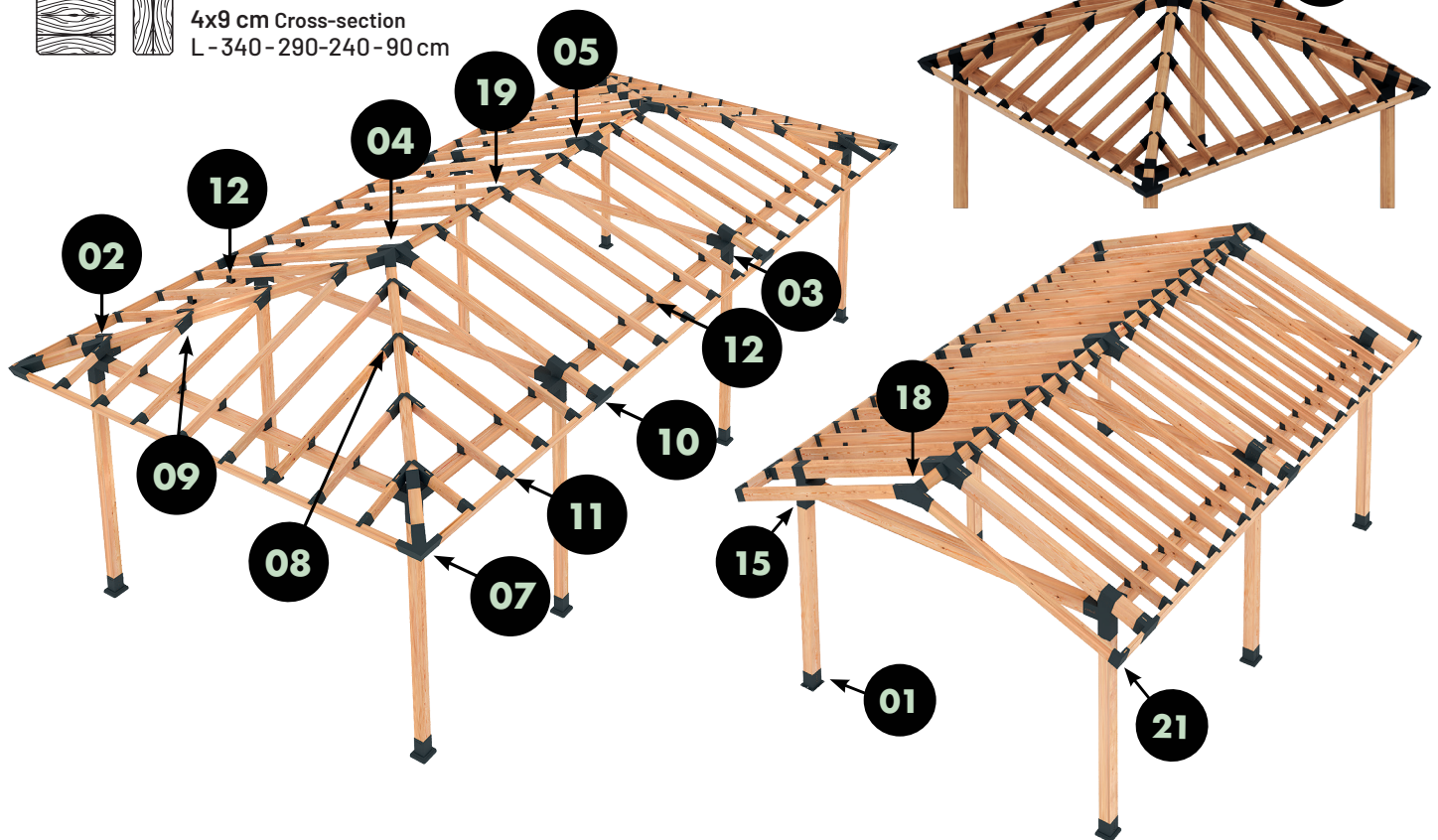
- A clean appearance from the interior view, without unnecessary protrusions and recesses.
- Spacious usage area without height loss.
- Decorative and aesthetic design, providing elegance alongside functionality.

Wooden Beam Sections and Dimensions



9x9 cm Cross-section
4x9 cm Cross-section
L - 340 - 290 - 240 - 90 cm

Eaves



01 9x9 K1 09 Uniflex
01 14x14 K1 14 Uniflex

Floor and Wall Connection

02 R4 2045F 09 Roof Tetraflex
02 R4 2045F 14 Roof Tetraflex

4-Leg Roof Open-End Corner Connection

03 R5 20F 09 Roof PentaFlex
03 R5 20F 14 Roof PentaFlex

5-arm roof centre edge open-ended connection

04 R5 2045M 09 Pentaflex
04 R5 2045M 14 Pentaflex

5-Point Roof Ridge Connection

05 R4 20M 09 Roof Tetraflex
05 R4 20M 14 Roof Tetraflex

Four-Pronged Roof Centre Ridge Connection

06 R3 2045M 09 Triflex
06 R3 2045M 14 Triflex

Three-Pronged Roof Front Ridge Connection

07 R3 2045E 49 Roof Triflex
07 R3 2045E 44 Roof Triflex

Three-Armed Mahya Eave Corner Connection

08 RC 2045MR 49 Roof Colflex
08 RC 2045MR 44 Roof Colflex

Intermediate Beam Ridge Right Connection

09 RC 2045ML 49 Roof Colflex
09 RC 2045ML 44 Roof Colflex

Intermediate Beam Ridge Left Connection

10 KT E 49-09 Tflex
10 KT E 44-14 Tflex

Three-Armed Eave Centre Bracket Connection

11 KC 49 Colflex
11 KC 44 Colflex

Intermediate Beam Connection

12 RS 49 Roof Soflex
12 RS 44 Roof Soflex

Intermediate Beam Connection

13 RX 2045M 09 Roof Xflex
13 RX 2045M 14 Roof Xflex

Four-Pronged Roof Centre Ridge Connection

14 R4 20LF 09 Roof Tetraflex
14 R4 20LF 14 Roof Tetraflex

4-Piece Roof Open-Ended Left Corner Connect.

15 R4 20RF 09 Roof Tetraflex
15 R4 20RF 14 Roof Tetraflex

4-Piece Roof Open-Ended Right Corner Connect

16 R1 20 09 Roof Uniflex
16 R1 20 14 Roof Uniflex

Angle Wall Connection

17 R3 20M 09 Roof Triflex
17 R3 20M 14 Roof Triflex

Three-Pronged Roof Front Ridge Connection

18 R3 20ME 49 Roof Triflex
18 R3 20ME 44 Roof Triflex

Three-Armed Roof Front Ridge EavesConnection

19 RC 20M 49 Roof Colflex
19 RC 20M 44 Roof Colflex

Intermediate Beam Ridge Connection

20 KT E 09-49 Lflex
20 KT E 14-44 Lflex

Three-Armed Eave Centre Bracket Connection

21 K2 E 49-49 Lflex
21 K2 E 44-44 Lflex

Two-Armed Eave Corner Connection

22 K2 E 49-09 Lflex
22 K2 E 44-14 Lflex

Two-Armed Eave Corner Bracket Connection

EXOTIC ON - Ø 8,2

in every way



The Unique Touch of Natural Wood, Extraordinary Beauty...

20° ANGLED & EAVED PERGOLA SYSTEMS

Extraordinary Beauty, Natural & Stylish Design.
The Exotic series, made from solid wood with a diameter of 8.2 cm, adds warmth and elegance to your spaces with its natural texture.

Adaptation to Different Environments

- Elegant dining areas in gardens,
- Shaded seating areas by the poolside,

- Enjoyable living spaces in hotels, villas and holiday homes with natural wood aesthetics,

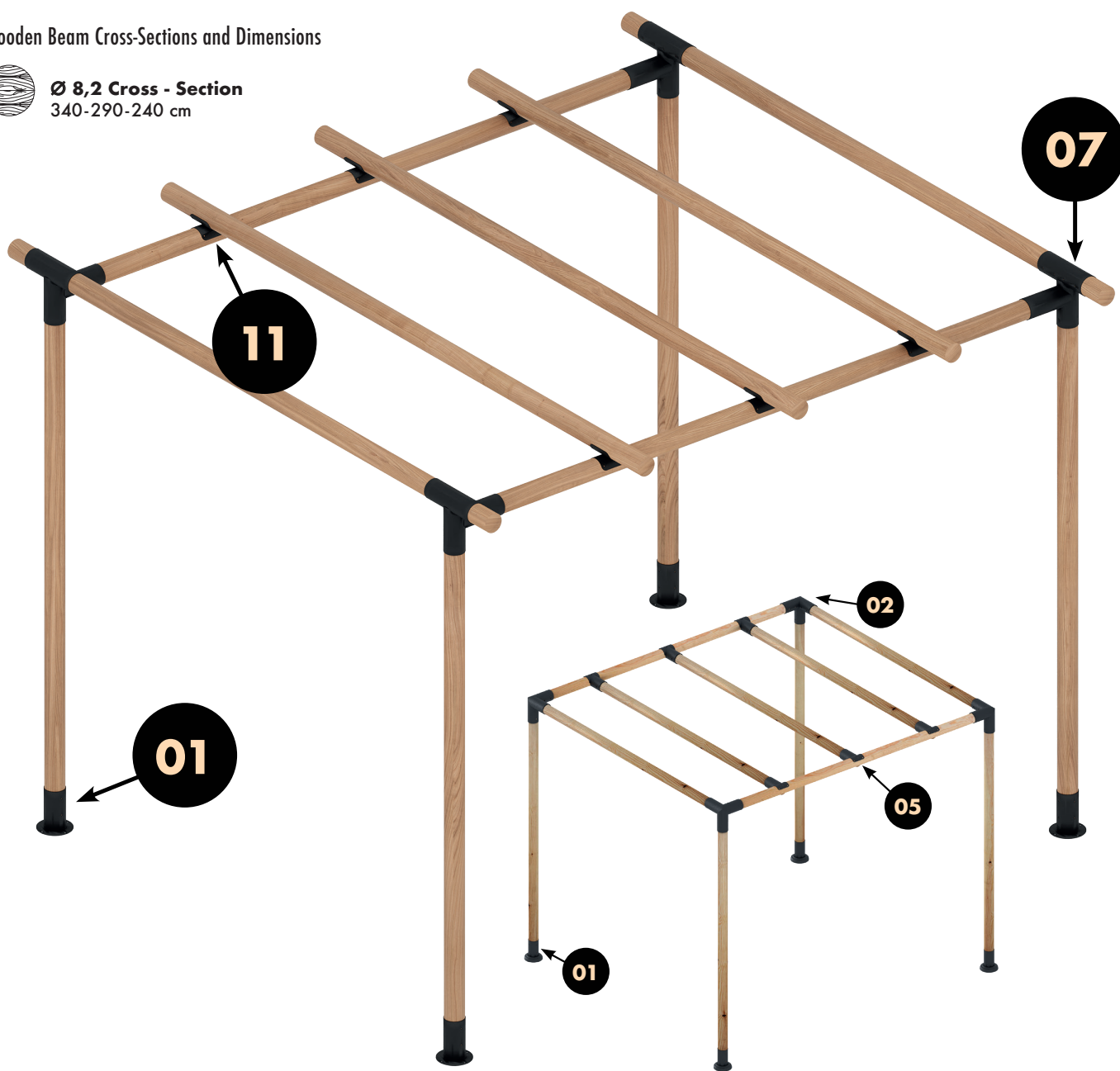
Advantages

- Solid wood for a natural and durable structure,
- Easy assembly with a modular system,
- Ideal for both daytime shade and pleasant evening gatherings,
- With its aesthetic and modern design, it fits into any environment.

Wooden Beam Cross-Sections and Dimensions



Ø 8,2 Cross - Section
340-290-240 cm



01 E1 82 Uniflex
Floor and Wall Connection



02 E3 82 Triflex
Three-Armed Corner Beam Connection



03 E4 82 Tetraflex
4-Pronged Centre Edge / Centre Connection



04 E5 82 O Pentaflex
5-Prong Centre Connector

05 EC 82 Colflex
Intermediate Beam Connection

06 EC 82 F Colflex
Intermediate Beam Middle Connection

07 E4 82 O Tetraflex On
4-Arm Beam Top Connection

08 E5 82 O Pentaflex On
5-Prong Centre Connector

09 EP 82 45 flex
Brace Connection

10 E3 82 Tflex
3-way T-connection

11 EC 82 O Colflex On
Cross Beam Top Connection

12 E0 82 O Colflex On
Awning Top Connection Set

SUNFLEX PERGOLA SYSTEM MEASUREMENT TABLE

Section	Beyond The Beyond	From Within	Centre-To-Centre Pergola Dimension	Tree Measuring Stick	Shade-Stitched From The Outside To The Outside
9 x 9	260 x 260	240 x 240	250 x 250	240 x 240	230 x 230
9 x 9	260 x 310	240 x 290	250 x 300	240 x 290	230 x 280
9 x 9	260 x 360	240 x 340	250 x 350	240 x 340	230 x 330
9 x 9	310 x 310	290 x 290	300 x 300	290 x 290	280 x 280
9 x 9	310 x 360	290 x 340	300 x 350	290 x 340	280 x 330
9 x 9	360 x 360	340 x 340	350 x 350	340 x 340	330 x 330
14 x 14	270 x 270	240 x 240	255 x 255	240 x 240	230 x 230
14 x 14	270 x 320	240 x 290	255 x 305	240 x 290	230 x 280
14 x 14	270 x 370	240 x 340	255 x 355	240 x 340	230 x 330
14 x 14	270 x 420	240 x 390	255 x 405	240 x 390	230 x 380
14 x 14	320 x 320	290 x 290	305 x 305	290 x 290	280 x 280
14 x 14	320 x 370	290 x 340	305 x 355	290 x 340	280 x 330
14 x 14	320 x 420	290 x 390	305 x 405	290 x 390	280 x 380
14 x 14	370 x 370	340 x 340	355 x 355	340 x 340	330 x 330
14 x 14	370 x 420	340 x 390	355 x 405	340 x 390	330 x 380
14 x 14	420 x 420	390 x 390	405 x 405	390 x 390	380 x 380

SUNSHADE AND RAINCOAT


Our awnings enhance the functionality of your pergola while adding a stylish touch to your outdoor space. With their modern design, Sunflex awnings transform your seating area into a pleasant living space. The breathable woven fabric allows cooling breezes to pass through while enabling air to circulate freely. The permeable fabric blocks direct sunlight while allowing soft light to filter into your space.

Our shades are manufactured from the highest quality fabrics available. The extra thick, heavy-duty fabric weighs 300 g/m² and is woven using 100% HDPE (high-density polyethylene) fibre. This fabric blocks 95% of harmful UV rays thanks to its full-spectrum UV inhibitor. Furthermore, the number of connections between the shade and the beams is crucial for the awning to stand upright and not sag. Strong reinforcement has been used in the seams. All fixing hardware for installation is included in the kit.

It includes screw-on brackets for mounting on corner and side beams, clip-on buckles that can be easily attached and removed, and sturdy tension straps. You can quickly remove and store the shades in bad weather. You can also manually tighten them at any time to prevent sagging.

The advantages of our awnings:

- HDPE synthetic fabric
- Easy to wash and keep clean
- Resistant to stains and mould
- Easy to remove in winter or stormy weather
- Thicker and more durable product
- With tightening buckles




SOLO

Our single-piece jute shades, which can be easily installed with buckles and tension straps, are among our most popular models. They can be conveniently removed and reattached.

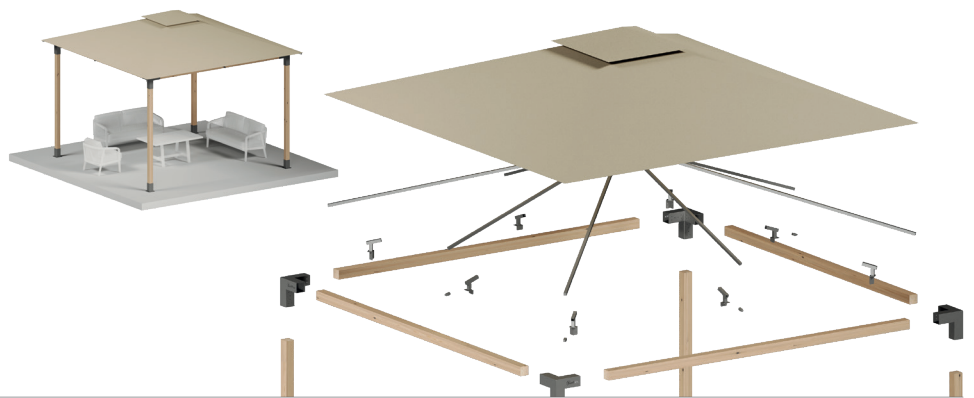
They are ideal for use, especially during the summer months. The air-permeable HDPE fabric used in pergolas keeps the area underneath the pergola 3–4°C cooler compared to rainproof fabric.

As warm air rises, the permeable fabric increases air circulation, creating a more comfortable environment.



SIGMA - Insert - Remove


With the Sigma model, you can create a roofed structure with a lightweight steel frame over your classic pergola and stay dry in the rain thanks to the rain cover fabric. It is designed for you to enjoy every season. It is recommended that you easily remove and store your awning in very bad weather conditions.



RAKS From below - From above


Canopy fabric can be applied over wooden beams in a single piece or in multiple narrow strips, either from below or above.

In this model, you can reduce sunlight and protect yourself from light rain by using shade or rainproof fabric.



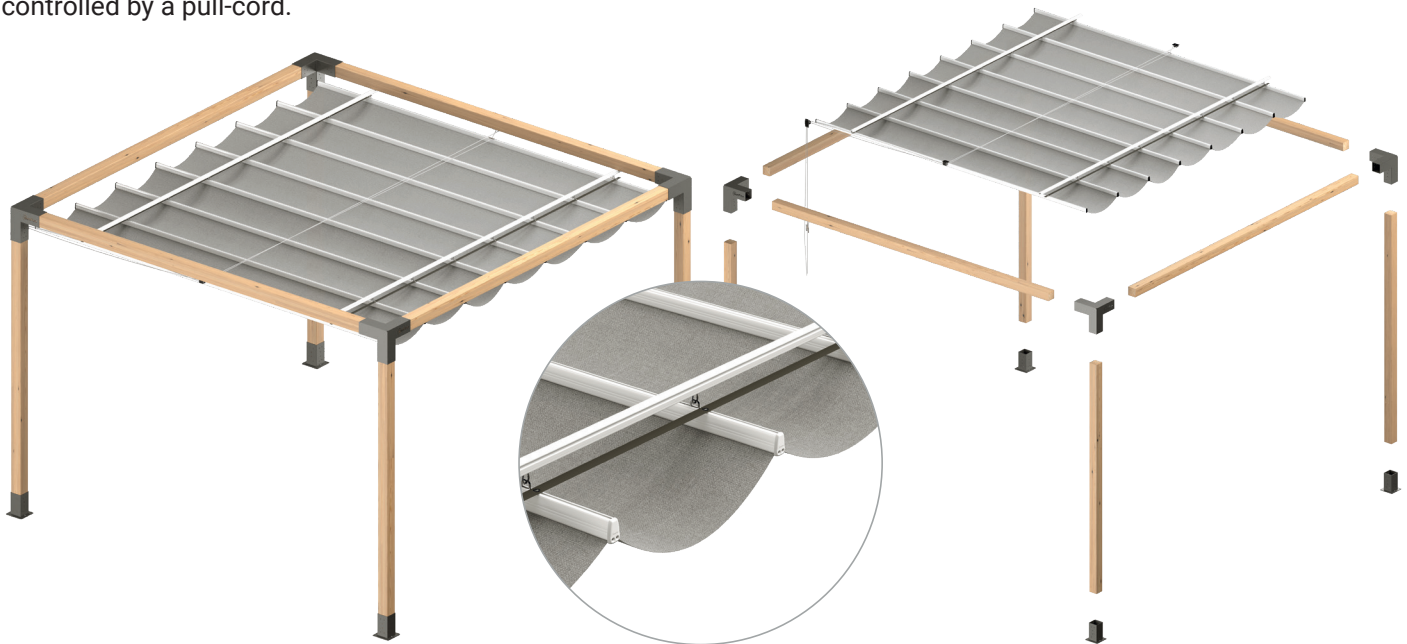
FLOW - Butterfly

FLOW tent is a modern and aesthetic solution for those seeking change. It can be easily removed and installed by attaching it at its four corners.



FLEXON - PLATIN / RETRACTABLE SYSTEM

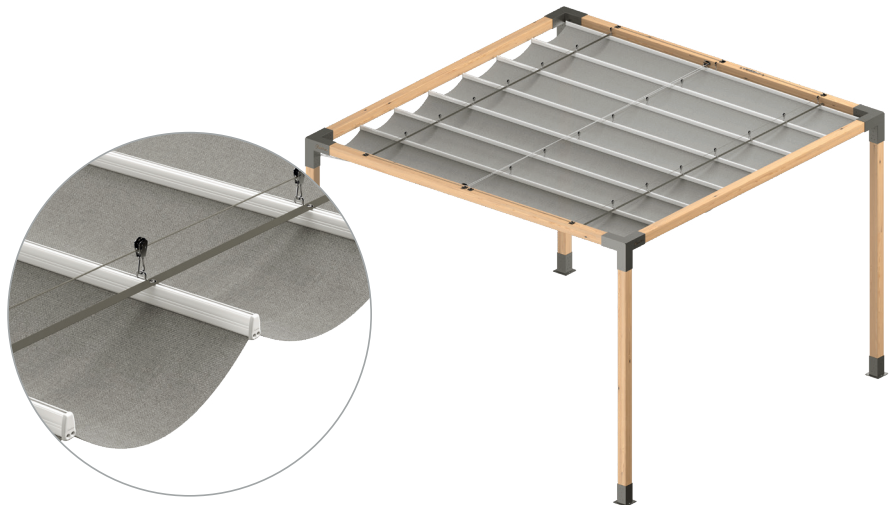
The Platin model, compatible with rainproof fabrics, allows you to open and close your classic pergola according to weather conditions. You can adjust the sunlight to your preference, transforming the area beneath your pergola into a much more versatile living space. Mechanism: Operates via an aluminum profile and a wheeled system, manually controlled by a pull-cord.



FLEXON - TWICE / RETRACTABLE SYSTEM

Designed for use with rainproof fabrics, the Twice model offers the flexibility to open or close your pergola based on the weather. By easily increasing or decreasing sunlight exposure, you can maximize the functionality of your outdoor living area.

Mechanism: Features a tensioned stainless steel wire and wheeled pulley system, operated manually by a pull-cord.



TENTE FABRIC TYPES AND COLOUR OPTIONS - Solexo (HDPE) - Albrisa (PES) - Etisilik - Akrilik



ANTHRACITE
HDPE - PES

CREAM
HDPE - PES

BEIGE
HDPE - PES


GREEN
HDPE - PES

BLACK
HDPE

DIFFERENT SHADE AND RAIN COVER OPTIONS

- Sunflex sunshades are manufactured from UV-resistant, high-density polypropylene material.
- It provides long-lasting protection by blocking 90% of UVA and UVB rays..
- It is harmless to health; it is resistant to high temperatures and humidity conditions.
- It is recommended not to leave it exposed to prevent damage in winds exceeding 50 km/h and to prevent it from becoming dirty during the winter months.

BRACKET COLOURS (Ral 7016 Anthracite is the standard production colour.)



RAL 7016
Anthracite - Standart

RAL 7006
Cappicino - Special


RAL 1013
Pearl White - Special

RAL 6003
Olive-Green- Special

RAL 8014
Chocolate - Özel

RAL 9005
Jet Black - Özel

AWOOD COLOURS (Hickson Decor Ultra Aqua Wood Stain - Water-based breathable semi-transparent wood varnish)



LAMINATED BEAMS;
Compressed with polyurethane adhesive in 4-5 pieces in a 9 x 9 section and 6-7 pieces in a 14 x 14 section, its quality and durability have been enhanced.

PACKAGING



FLOWER BED



HEIGHT / cm				
83	60	50	33	25



FOLDING SCREEN



Height - 40 cm



WIDTH / cm			
120	145	170	195
240	290	340	390

Height - 40 cm

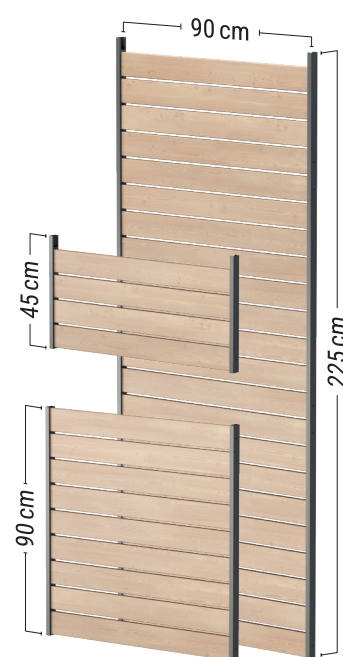

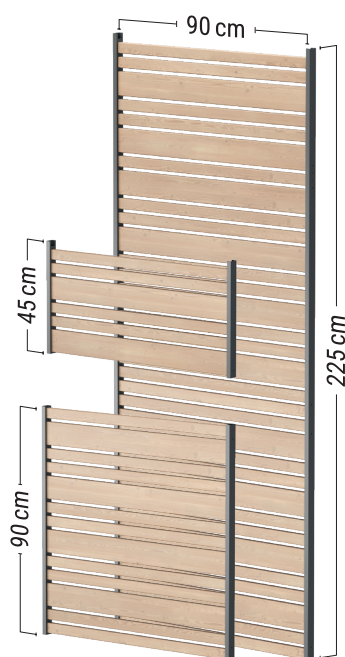



WIDTH / cm			
120	145	170	195
240	290	340	390

Height - 25 cm



WIDTH / cm			
120	145	170	195
240	290	340	390



READY TO MADE WOODEN PERGOLA SETS - 2026 - I



HEAD OFFICE

Leylak Sk. Murat İş Merkezi B Blok K: 12 D: 40
Mecidiyeköy, Şişli - İSTANBUL / TÜRKİYE

+90 (212) 289 00 11

MOBILE + WHATSAPP

Sunflex : +90 (537) 305 22 55

English - Turkish : +90 (530) 393 73 74

French - Arabic : +90 (531) 342 90 92

FACTORY

Selimpaşa Mh. 6093 Sk. No: 10 Selimpaşa
Silivri - İSTANBUL / TÜRKİYE

+90 (212) 731 20 11

+90 (530) 333 83 30

CENTRAL ANATOLIA REGIONAL DIRECTORATE

Ata Mh. Kabil Cd. (4. Cad.) No: 108/16
Öveçler, Çankaya - ANKARA / TÜRKİYE

+90 (533) 601 99 48

AEGEAN REGIONAL DIRECTORATE

Yeşillik Cd. Selgeçen İş Merkezi No: 230 K: 4-422
Karabağlar - İZMİR / TÜRKİYE

+90 (232) 264 61 50

+90 (533) 482 83 05

EASTERN AND SOUTHEASTERN EASTERN AND SOUTHEASTERN ANATOLIA REGIONAL DIRECTORATE








Gazi Mh. Zübeyde Hanım Bulvarı 7 Nolu Sk. Sedef Apt.
No:12 Şehitkamil - Gaziantep / TÜRKİYE

+90 (342) 371 54 44

+90 (533) 963 90 41

MEDITERRANEAN REGIONAL DIRECTORATE

+90 (533) 482 83 08



VEGA YAPISAL
Ürünler San. ve Tic. A.Ş.